
	<b>SYNOPSIS FOR EXAMINATION IN INTERNAL DISEASES</b>	Department of Cardiology, Pulmonology and Endocrinology
	<b>IVth year, 8th semester – ELE students for the academic 2015/2016 year</b>	Дата: 14.09.2015 г.  Page 1 of 3

## CARDIOLOGY


1. Diagnosis of patient with cardiovascular disease Differential diagnosis of chest pain.
2. Rheumatic fever. Rheumatic carditis.
3. Myocardial diseases. Myocarditis.
4. Myocardial diseases. Cardiomyopathies.
5. Infective endocarditis.
6. Pericardial diseases. Pericarditis.
7. Acquired valvular heart diseases of mitral valve.
8. Acquired valvular diseases of aortic valve.
9. Congenital heart diseases in adults.
10. Arterial hypertension: classification, etiology, pathogenesis, clinical features.
11. Arterial hypertension: diagnosis, differential diagnosis.
12. Arterial hypertension: complications. Malignant Arterial Hypertension. Hypertensive crisis.
13. Arterial hypertension – treatment.
14. Atherosclerosis. Ischemic heart disease /IHD/ classification.
15. Ischemic heart disease /IHD/: Angina pectoris – classification, diagnosis, differential diagnosis and treatment.
16. IHD. Acute myocardial infarction: aetiology, pathogenesis, clinical features, diagnosis, differential diagnosis.
17. IHD. Complications during acute myocardial infarction.
18. Acute myocardial infarction – treatment.
19. Cardiogenic shock.
20. Acute Left ventricular and right ventricular heart failure.
21. Cardiac arrhythmias: classification, aetiology, pathogenesis.
22. Paroxysmal supraventricular cardiac arrhythmias: clinical, features, diagnosis, treatment.
23. Paroxysmal ventricular arrhythmias: clinical, features, diagnosis, treatment.
24. Conduction disorders.
25. Chronic Heart Failure: aetiology pathogenesis, circulatory disturbances, classification.
26. Chronic Heart Failure: differential diagnosis, clinical features, treatment.
27. Chronic Cor pulmonale.

	<b>SYNOPSIS FOR EXAMINATION IN INTERNAL DISEASES</b>	Department of Cardiology, Pulmonology and Endocrinology
	<b>IVth year, 8th semester – ELE students for the academic 2015/2016 year</b>	Дата: 14.09.2015 г.  Page 2 of 3

28. Acute aortic dissection.
29. Diagnosis of joint disorders
30. Connective Tissue diseases. Lupus erythematosus. Scleroderma.
31. Rheumatoid arthritis
32. HLA B 27 positive arthritis. Bechterew's disease /Ankylosing Spondylitis /.
33. Arthrosis. Osteoporosis. Gout.
34. Prophylaxis of cardiovascular diseases. Risk factors. Non-medical treatment.
35. Noninvasive and invasive tests in a cardiology.
36. Place of electrocardiography in cardiological practice and succession of reading the electrocardiogram
37. ACE inhibitors – application in cardiology practice.
38. Antiarrhythmic drugs – classification and characteristics.
39. Direct and indirect anticoagulants.
40. Digitalis glycosides.
41. Diuretics
42. Vasodilators.

### **PULMONOLOGY**


1. COPD – etiology, pathogenesis, diagnosis, staging.
2. COPD – clinical course, differential diagnosis.
3. COPD – treatment.
4. Bronchial asthma – etiology, pathogenesis, classification.
5. Bronchial asthma – diagnosis, clinical course.
6. Bronchial asthma – stepwise treatment.
7. Acute asthmatic attack – patient evaluation, treatment.
8. Treatment with bronchodilators – types, application, dosing, adverse events.
9. Treatment with inhaled corticosteroids – types, application, dosing, adverse events.
10. Bronchiectasis – etiology, pathogenesis, diagnosis, clinical course, treatment.
11. Cystic fibrosis.
12. Community – acquired pneumonia – epidemiology, etiology, pathogenesis.

	<b>SYNOPSIS FOR EXAMINATION IN INTERNAL DISEASES</b>	Department of Cardiology, Pulmonology and Endocrinology
	<b>IVth year, 8th semester – ELE students for the academic 2015/2016 year</b>	Дата: 14.09.2015 г.  Page 3 of 3

13. Community – acquired pneumonia – diagnosis.
14. Community – acquired pneumonia – treatment.
15. Atypical pneumonias – etiology, pathogenesis, diagnosis, treatment.
16. Aspiration pneumonia – etiology, pathogenesis, diagnosis, treatment.
17. Lung abscess – etiology, pathogenesis, diagnosis, treatment.
18. Necrotizing pneumonia and gangrene – etiology, pathogenesis, diagnosis, treatment.
19. Lung cancer – etiology, classification, staging.
20. Lung cancer – diagnosis, clinical course, treatment.
21. Pulmonary embolism – risk factors, pathogenesis, clinical course.
22. Pulmonary embolism – diagnosis, treatment.
23. Chronic respiratory failure – etiology, pathogenesis, diagnosis.
24. Chronic respiratory failure – clinical course, treatment.
25. Lung tuberculosis – diagnosis, differential diagnosis, treatment.
26. Lung tuberculosis – etiology, pathogenesis, diagnosis.
27. Treatment with tuberculostatic drugs – groups, treatment schedules, adverse events.
28. Treatment with beta-lactam antibiotics – groups, drugs, dosing schedules, adverse events.
29. Treatment with macrolides – groups, drugs, dosing schedules, adverse events.
30. Treatment with quinolones – groups, drugs, dosing schedules, adverse events.
31. Obstructive sleep apnea. Obesity hypoventilation syndrome.
32. Interstitial pneumonias – types. Idiopathic pulmonary fibrosis.
33. Sarcoidosis.

### **ENDOCRINOLOGY**

1. Hypopituitarism,
2. Diabetes insipidus
3. Over secretion of Pituitary Hormones, Adenomas
4. Autoimmune thyroid disease
5. Primary Hyperthyroidisms – Grave’s disease
6. Primary Hypothyroidisms – Hashimoto’s thyroiditis
7. Thyroid Nodules, thyroid Cancer, and Goiter
8. Primary Hyperparathyroidism and other Causes of Hypercalcaemia
9. Primary Hypoparathyroidism and other Causes of Hypocalcaemia

	<b>SYNOPSIS FOR EXAMINATION IN INTERNAL DISEASES</b>	Department of Cardiology, Pulmonology and Endocrinology
	<b>IVth year, 8th semester – ELE students          for the academic 2015/2016 year</b>	Дата: 14.09.2015 г.  Page 4 of 3

10. Primary Hypercorticism – Cushing’s syndrome
11. Primary Hypocorticism- Addison’s disease
12. Pathogenesis and diagnosis of Diabetes mellitus (DM)
13. Manifestation and acute complication of Diabetes
14. Chronic complications of Diabetes
15. Management of diabetes
16. Treatment of T1DM and type T2DM