
	FORM	Index: Fo 04.01.01-02
	SYNOPSIS	Edition: P Date: 03.09.2013 г. Page 1 of 4

QUESTIONARY

FOR THE SEMESTRIAL EXAMINATION IN NEUROLOGY


PART 1. GENERAL NEUROLOGY

1. Reflex activity. Exteroceptive and proprioceptive reflexes. Reflex abnormalities. Pathological reflexes - pyramidal tract signs. Spinal, brainstem and axial automatisms.
2. Anatomy and physiology of general sensation. Sensory examination. Pathophysiology of sensory disturbances.
3. Sensory syndroms with different sensory levels.
4. Anatomy and physiology of voluntary movement.
5. Syndroms of motor abnormalities. Syndroms of motor neuron (upper and lower) lesion.
6. Muscle tone and its regulation. Examination and abnormalities of muscle tone.
7. Coordination of voluntary movement. Anatomy, physiology, methods of examination, syndroms of discoordination.
8. Cerebellum. Anatomy, physiology, cerebellar syndroms.
9. Extrapyramidal motor system. Anatomy and physiology. Parkinsonian syndrom. Hyperkineses - choreoathetosis, ballism, dystonia.
10. Syndroms of lesion of the cervical roots and the cervicobrachial plexus.
11. Syndroms of lesion of the lumbosacral roots and the lumbosacral plexus.
12. Syndroms of lesion of individual nerves - radial, median, ulnar, fibular, tibial. Syndrom of polyneuropathy.
13. Smell and taste: anatomy and physiology, olfactory and gustatory abnormalities.
14. Anatomy and physiology of vision. Visual pathways. Visual syndroms.
15. Oculomotor nerves (III, IV, VI). Anatomy and physiology of ocular motility and its disturbances.
16. Statoacoustic nerve. Anatomy and physiology of hearing and equilibrium. Syndroms of hearing loss and vestibular dysfunction.
17. The caudal group of cranial nerves (IX, X, XII), anatomy, physiology, syndroms of lesion. Bulbar and pseudobulbar palsies.
18. Syndrom of internal capsule. Alternating brainstem syndroms.
19. Syndroms of lesion of the spinal cord.
20. Syndrom of meningeal irritation.
21. Autonomous nervous system. Pupillary reflexes, vasomotor and sudomotor reflexes, bladder reflexes. Syndroms of disturbance.
22. Anatomy and physiology of the diencephalon. Diencephalic syndromes.
23. Consciousness: definition, anatomy and physiology, alterations of consciousness.
24. Cortical syndroms: frontal and parietal.
25. Cortical syndroms: temporal and occipital.
26. Gnosis and praxis: methods of investigation and syndroms of disturbance.
27. Language: methods of investigation and syndroms of disturbance. Aphasias.
28. Cerebrospinal fluid: anatomy and physiology, methods of investigation, CSF syndroms.
29. Neuroimaging, electrodiagnosis in neurology.

	FORM	Index: Fo 04.01.01-02
		Edition: P
	SYNOPSIS	Date: 03.09.2013 г.
		Page 2 of 4

PART 2. CLINICAL NEUROLOGY

30. Viral meningitides. ECHO, Coxackie.
31. Bacterial meningitis.
32. Tuberculous meningitis.
33. Encephalitis lethargica. Subacute sclerosing panencephalitis. Chorea minor
34. Rabies. Tick-borne encephalitis. Herpes simplex encephalitis. Postinfectious and postvaxinal perivenous encephalitis and encephalomyelitis.
35. Poliomyelitis acuta anterior. Myelitides - acute transverse myelitis, acute disseminated myelitis.
36. Multiple sclerosis.
37. Intervertebral disc prolapse. Plexitis and plexopathies. Radiculitis and radiculopathies.
38. Bell's palsy.
39. Trigeminal neuralgia.
40. Polyneuritis and polyneuropathies. GBS.
41. Intracerebral haemorrhage: etiology, pathogenesis, clinical features, diagnosis, differential diagnosis, treatment.
42. Subarachnoid haemorrhage: etiology, pathogenesis, clinical features, diagnosis, differential diagnosis, treatment.
43. Ischemic stroke: etiology, pathogenesis, clinical features, diagnosis, differential diagnosis, treatment. TIA.
44. Amyotrophic lateral sclerosis.
45. Parkinsonism: etiology, pathogenesis, clinical features, diagnosis, differential diagnosis, treatment.
46. Spinocerebellar ataxias: Friedreich's and Pierre-Marrie's diseases.
47. Hepatocerebral dystrophy (Wilson's disease).
48. Muscular dystrophies. Hereditary motor and sensory neuropathy. Syringomyely.
49. Myasthenia.
50. Brain tumors: syndroms of increased intracranial pressure and generalized brain dysfunction.
51. Brain tumors: frontal and parietal, temporal and occipital.
52. Tumors in the posterior fossa; cerebellar and pontocerebellar angle tumors. Delayed sequella of traumatic brain injury: cerebraesthesia, encephalopathy, arachnoiditis.
53. Brain abscess.
54. Tumors of the spine and spinal cord.
55. Traumatic brain injury: concussion, contusion, skull base fractures.
56. Traumatic intracranial hematoma - epidural and subdural
57. Spinal cord trauma.
58. Epilepsy: etiology, pathogenesis, clinical features, diagnosis, differential diagnosis, treatment. Status epilepticus.
59. Neurosyphilis: acute, meningovascular, tabes dorsalis.
60. Migraine and other primary headaches. Neuroses.

	FORM	Index: Fo 04.01.01-02
	SYNOPSIS	Edition: P
		Date: 03.09.2013 г.
		Page 3 of 4


ПРЕПОРЪЧВАНА ЛИТЕРАТУРА

ОСНОВНА

1. Неврология. Под ред. на проф. Ив. Миланов и проф. Ст. Янчева, Медицина и физкултура, София, 2007.
2. Мавлов, Л. Фундаментална неврология. Издателство Бойко Стаменов, София, 2000.
3. General Neurology edited by Marina Popova, MD, Ph.D. Higher Institute of Medicine, Pleven, 2002.
4. Ropper AH, Samuels MA. Adams & Victor's Principles of Neurology, 9th Edition The McGraw-Hill Companies, 2009.

ДОПЪЛНИТЕЛНА

1. Неврология. Под редакцията на проф. П. Шотеков, АРСО, София, 2004.
2. Учебник по неврология. Под редакцията на проф. д-р П. Шотеков, АРСО, София, 2001.
3. Райчев, Р., Райчев, И. Основи на неврологията. АРТИК, 2001.
4. Неврология. Клинична неврология. под ред. на проф. Ст. Янчева, Знание, 2000.
5. Неврология. Обща неврология. под ред. на проф. Ст. Янчева, Знание, 1998.
6. Данзижер, Н., Аламович, С. Неврология. (превод от френски), Медицина и физкултура, София, 2001.
7. Кале, В., Фрочер, М. Атлас по анатомия. Нервна система и сетивни органи. Том 3. под редакцията на доц. Сивков. Thieme Lettera, 2007.
8. Ванков, В., Овчаров, В., Гълъбов, Г. Анатомия на човека. МИ, АРСО, 1998.
9. Физиология на човека. Под ред. на Б. Пирьова и Н. Начев, МИ АРСО, 2000.
10. Болезни нервной системы. Руководство для врачей том 1. Под редакцией Н. Н. Яхно и Д. Р.

	FORM	Index: Fo 04.01.01-02
	SYNOPSIS	Edition: P
		Date: 03.09.2013 г.
		Page 4 of 4

Штульмана. 3-е изд., перераб. и доп., М. Медицина, 2003.

11. Болезни нервной системы. Руководство для врачей том 2. Под редакцией Н. Н. Яхно и Д. Р. Штульмана. 3-е изд., перераб. и доп., М. Медицина, 2003.
12. Ropper AH, Brown RH. Adams And Victor's Principles of Neurology, Eighth Edition, Mcgraw-Hill, 2005
13. Diagnostic criteria in Neurology edited by Alan J. Lerner, MD, Humana Press Inc. Totowa New Jersey, 2006.
14. Fuller G. Neurological Examination Made Easy 2nd edition. Churchill Livingstone, 1999.
15. Aminoff MJ, Greenberg D, Simon R. Clinical Neurology. Lange, 2005.
16. Bradley WG, Daroff RB, Fenichel GM, Jankovic J. Neurology in Clinical Practice. Principles of Diagnosis and Management Fourth Edition, Butterworth Heinemann, 2004.
17. Neurological Emergencies, RAC Hughes, ed., Fourth Edition, BMJ Publishing Group, 2003.
18. Bhidayasiri R, Geffen D, Waters MF, Giza CC. Neurological Differential Diagnosis. A Prioritized Approach. Blackwell Publishing Ltd, 2005.
19. Masur H., Papke K., Althoff S., Oberwittler C., Floer H., Heil U., Heyen P., Hundenborn C., Nedjat S., Papke H., Speight L. Strater R., Vollmer-Haase J. Scales and Scores in Neurology. Quantification of Neurological Deficits in Research and Practice. Georg Thieme Verlag, 2004.