
	FORM	Index: Fo 04.01.01-02
	SYNOPSIS	Edition: P
		Page 1 of 4

STATE EXAMINATION

I. Physiology of pregnancy and delivery.

1. Fertilization, implanting and development of fertilized ovum. Placenta.
2. Signs of pregnancy. Diagnosis of early period of pregnancy.
3. Habitus and situs of fetus. Presentation. Types of presentation.
4. Diagnosis of advanced pregnancy
5. Obstetric palpation. Leopold's maneuvers.
6. Auscultation of fetal heart sounds. Modern methods of diagnosing fetal heart sounds.
7. Diagnostic measurements in pregnancy. Obstetrical pelvimetry etc. Determination of length of pregnancy and issuing maternity leave. Normal length of pregnancy.
9. Hygiene and nutrition during pregnancy. Aseptics and antiseptics in obstetrics.
10. Delivery and stages of delivery.
11. Stage of dilation: physiology and management during dilation stage. Manual examination of a woman in labor. Conditions. Techniques.
12. Stage two: physiology and management of delivery during the second stage.
13. Placenta delivery stage: physiology and management of placenta delivery.
14. Delivery mechanism in anterior occipital presentation.
15. Physiology of the newborn. Initial care for the newborn.
16. Birth trauma in newborns.
17. Multiple pregnancy. Diagnosis, delivery and management.
18. Delivery mechanism in deep right occipito-posterior presentation and deep transverse cephalic presentation. Management.
19. High right cephalic presentation. Asynclitic deliveries. Diagnosis and management.
20. Delivery mechanism in deflexed presentations. Management.
21. Delivery mechanism in breech presentation. Management.
22. Transverse and oblique presentation of fetus. Diagnosis and management.
23. Uterine contraction stimulation.
24. Normal puerperium.
25. Lactation and possible disturbances. Rhagades. Puerperal mastitis.
26. Extragenital changes in pregnancy in the nervous and endocrine systems. Changes in metabolism and acid-base equilibrium changes in pregnancy.

	FORM	Index: Fo 04.01.01-02
	SYNOPSIS	Edition: P
		Date: 03.09.2013 г.
		Page 2 of 4

27. Changes in genitalia in pregnancy.

II. Pathology of pregnancy and delivery.

28. Abortions: types, diagnosis and management. Prevention.

29. Premature birth. Premature baby. Management.

30. Post term pregnancy. Diagnosis and management.

31. Extrauterine pregnancy: types. Tubal pregnancy - clinical presentation, diagnosis, management.

32. Molar pregnancy and chorionepithelioma.

33. Early toxicoses. Hyperemesis of pregnancy and ptyalism.

34. Late toxicoses. Forms. Etiology and management. Prevention.

35. Preeclampsia and eclampsia: Clinical presentation, diagnosis and management.

36. Cardiovascular disease and pregnancy.

37. Kidney diseases and pregnancy: diagnosis, treatment and complications.

38. Infectious diseases and pregnancy: rubella, toxoplasmosis, syphilis, AIDS.

39. Diabetes and pregnancy. Thyrotoxicosis and pregnancy.

40. Pregnancy and tumors: myoma, cyst.

41. Congenital fetal anomalies: etiology, prevention and management.

42. Anomalies of the umbilicus and impact on the fetus.

43. Intrauterine fetal death: causes, diagnosis and prevention.

44. Anomalies in labor activity – types, causes, management. Abnormally high labor activity.

45. Pathology of placental attachment and development.

46. Fetus at risk. Diagnostic methods. Placental insufficiency.

47. Early, premature, timely and late amniotic sac rupture. Importance of early amniotic sac rupture.

48. Postpuerpal fistulae. Dilation and tearing of symphysis.


49. Diseases of mammary glands in the postpuerperal period. Abnormalities and diseases of the nipple. Rhagades. Puerperal mastitis.

50. Puerperal infections.

51. Narrow pelvis: classification, diagnosis, management.

52. Ruptures of the uterus: types, causes, signs, diagnosis and management.

53. Placenta praevia: clinical presentation, diagnosis and management.

	FORM	Index: Fo 04.01.01-02
		Edition: P
	SYNOPSIS	Date: 03.09.2013 г.
		Page 3 of 4


54. Premature abruption of normally attached placenta.
55. Bleedings in the placental stage.
56. Management of acute postpuerperal anemia. Atonic hemorrhages.
57. Controlled delivery.

III. Obstetric surgery.

58. Artificial interruption of pregnancy. Indications, Technique.
59. Outlet (Wrigley's) forceps: purpose, conditions, indications.
60. Oblique forceps: purpose, conditions, indications and technique.
61. Vacuum extractor: purpose, indications conditions, and technique.
62. Manual assistance in breech delivery: definition, types, techniques.
63. Manual extraction of fetus in breech presentation: definition, conditions, indications, techniques.
64. External version: conditions, technique, types.
65. Typical version: types, indications, conditions, techniques
66. Cesarean section. Indications, conditions, types, technique.
67. Manual extraction of placenta. Revision of uterine cavity.
68. Uterine-vulvar tamponade – indications and technique.
69. Foetal destructive operations.
70. Surgical interventions to widen the soft birth canal: perineotomy and episiotomy.
71. Surgical interventions to widen the uterine cervix.

IV. Gynaecology

72. Normal menstruation: hormonal, ovarian, endometrial cycle. Characteristics of menstruation. Gynecological history.
73. Sex hormones. Gonadotropic and hormone-releasing factors.
74. Abnormal uterine bleeding. Juvenile hemorrhagic metropathy. Climacteric hemorrhagic metropathy.
75. Descending and prolapse of the uterus and vagina.
76. Vulvatis, colpitis. Inflammations of the adnexa and parametrites.
77. Pelvioperitonitis. Peritonitis of genital origin. Clinical presentation, diagnosis and management.

	FORM	Index: Fo 04.01.01-02
	SYNOPSIS	Edition: P Date: 03.09.2013 г. Page 4 of 4

78. Uterine myoma. Endometriosis.
79. Cervix cancer. Prophylactic gynecology check-ups.
80. Malignant tumors of the uterine body.
81. Classification of ovarian tumors. Benign ovarian tumors. Management.
82. Malignant ovarian tumors. Diagnosis and management.
83. Methods of treatment for malignant tumors of the female genitalia.
84. Tuberculosis of female genitalia.
85. Prenatal counseling: structure and objectives.
86. Pediatric gynecology. Some specifics of pediatric gynecology. Common disorders.
87. Infertility. Male sterility. Female sterility. In vitro fertilization.
88. Family planning. Methods of anticonception.

Recommended literature:

1. Учебник по акушерство за студенти по медицина, п/р проф. Ал. Хаджиев и проф. Ил. Карагъзов, МФ – 1994.
2. Учебник по гинекология за студенти по медицина, п/р проф. Ил. Карагъзов и доц. Н. Доганов, МФ 1992.
3. Ръководство по акушерство и гинекология за практически упражнения на студенти по медицина, п/р проф. Мирков, МФ 1985.
4. Акушерство; учебник за студенти по медицина; под редакцията на Проф. Ангел Димитров, Медицинско издателство APCO – 2014;
5. Гинекология; учебник за студенти и специализанти по медицина; под редакцията на Проф. Ангел Димитров и Проф. Виктор Златков, Медицинско издателство APCO – 2013;
6. William's Obstetrics 23 ed. 2009, McGraw Hill
7. William; gynecology 2008, McGraw Hill.
8. Obstetrics & Gynecology, Willson, J. Robert, VIIIth Edition, 1987.

Prepared by:

Assoc. Prof. Y. Popov, MD, PhD

Ass. Prof. Vasya Georgieva, MD