
	FORM	Index: Fo 04.01.01-02
	SYNOPSIS	Edition: P
		Date: 03.09.2013 г.
		Page 1 of 4

**Medical University of Plevna
Department of Propaedeutics of Internal Medicine**


**Synopsis
for the practical examination
2015/2016**

1. History taking.
2. General consideration.
3. Examination of the head.
4. Examination of the neck.
5. Examination of the lymph nodes.
6. Examination of the skin.
7. Inspection of the chest.
8. Palpation of the chest .
9. Percussion of the chest.
10. Auscultation of the lungs.
11. Pleural aspiration and examination of the pleural fluid.
12. Examination of the arterial pulses.
13. Examination of the neck veins.
14. Measurement of the blood pressure.
15. Inspection of the precordium.
16. Palpation of the precordium.
17. Auscultation of the heart.
18. Electrocardiography.
19. Physical examination of the kidneys and urinary system.
20. Palpation of the kidneys.
21. Examination of the abdomen – inspection .
22. Examination of the abdomen – percussion, palpation and auscultation.
23. Detection of ascites.
24. Percussion of the liver.
25. Palpation of the liver.
26. Percussion of the spleen.
27. Palpation of the spleen.
28. Thyroid gland – inspection, palpation, auscultation.
29. Examination of the joints.


	FORM	Index: Fo 04.01.01-02
		Edition: P
	SYNOPSIS	Date: 03.09.2013 г.
		Page 2 of 4

**Synopsis
for the theoretical examination
2015/2016**

1. Upper respiratory tract infections – acute tracheitis, bronchitis, bronchiolitis.
2. Chronic obstructive pulmonary disease – aetiology, pathology, clinical features, investigations
3. Bronchial asthma – definition, aetiology, pathology, clinical features, investigations.
4. Bronchiectasis - definition, aetiology, pathology, clinical features, investigations
5. Pulmonary thromboembolism - definition, aetiology, pathology, clinical features, investigations.
6. Pneumonias – community acquired - aetiology, pathology, clinical features, investigations.
7. Pneumonias – hospital acquired - aetiology, pathology, clinical features, investigations.
8. Suppurative pneumonia /including pulmonary abscess/ - aetiology, clinical features and X-ray examination.
9. Tuberculosis. Primary pulmonary tuberculosis.
10. Tuberculosis. Post-primary pulmonary tuberculosis.
11. Primary tumours of the lungs. Bronchial carcinoma.
12. Tumours of the mediastinum – causes of a mediastinal mass. Investigations.
13. Pleurisy. Pleural effusion - aetiology, pathology, clinical features, investigations.
14. Spontaneous pneumothorax - aetiology, pathology, clinical features, investigations.
15. Rheumatic fever - aetiology, pathology, clinical features, investigations.
16. Infective endocarditis - aetiology, pathology, clinical features, investigations.
17. Mitral stenosis - aetiology, pathology, clinical features, investigations.
18. Mitral regurgitation - aetiology, pathology, clinical features, investigations.
19. Aortic stenosis - aetiology, pathology, clinical features, investigations.
20. Aortic regurgitation - aetiology, pathology, clinical features, investigations.
21. Tricuspid valve disease – stenosis and regurgitation - aetiology, pathology, clinical features, investigations.
22. Myocarditis - aetiology, pathology, clinical features, investigations.
23. Pericarditis - aetiology, pathology, clinical features, investigations.
24. Hypertension – definition, types, clinical features, investigations.
25. Atherosclerosis /atheroma/ - aetiology, pathology, clinical features, investigations.
26. Ischaemic heart disease. Angina pectoris - aetiology, pathology, clinical features, investigations.
27. Ischaemic heart disease. Myocardial infarction - aetiology, pathology, clinical features, investigations.
28. Aortic aneurysm and aortic dissection - aetiology, pathology, clinical features, investigations.
29. Acute post-infection glomerulonephritis.
30. Glomerulonephritis – minimal change nephropathy; membranous nephropathy; IgA-nephropathy.

	FORM	Index: Fo 04.01.01-02
		Edition: P
	SYNOPSIS	Date: 03.09.2013 г.
		Page 3 of 4

31. Acute and chronic pyelonephritis - aetiology, pathology, clinical features, investigations.
32. Urinary tract calculi and nephrocalcinosis - aetiology, pathology, clinical features, investigations.
33. Tumours of the kidney. Renal carcinoma - pathology, clinical features, investigations.
34. Diseases of the oesophagus/gastroesophageal reflux disease, achalasia of the oesophagus, tumours of the oesophagus/ - pathology, clinical features, investigations.
35. Acute and chronic gastritis - aetiology, pathology, clinical features, investigations.
36. Peptic ulcer disease - aetiology, pathology, clinical features, investigations.
37. Gastric carcinoma - aetiology, pathology, clinical features, investigations.
38. Ulcerative colitis - aetiology, pathology, clinical features, investigations.
39. Crohn`s disease - aetiology, pathology, clinical features, investigations.
40. Colorectal cancer - aetiology, pathology, clinical features, investigations.
41. Acute viral hepatitis - aetiology, pathology, clinical features, investigations.
42. Chronic hepatitis - aetiology, pathology, clinical features, investigations.
43. Liver cirrhosis - aetiology, pathology, clinical features, investigations.
44. Tumours of the liver - aetiology, pathology, clinical features, investigations.
45. Cholelithiasis - aetiology, pathology, clinical features, investigations.
46. Cholecystitis - aetiology, pathology, clinical features, investigations.
47. Acute and chronic pancreatitis - aetiology, pathology, clinical features, investigations.
48. Tumours of the pancreas - pathology, clinical features, investigations.
49. Iron deficiency anaemias - aetiology, pathology, clinical features, investigations.
50. Megaloblastic anaemias - aetiology, pathology, clinical features, investigations.
51. Congenital haemolytic anaemias/membrane abnormalities and red cells enzyme defects/-pathology, clinical features, investigations.
52. Congenital haemolytic anaemias/haemoglobinopathies/ - aetiology, pathology, clinical features, investigations.
53. Acquired haemolytic anaemias - aetiology, pathology, clinical features, investigations.
54. Polycythaemia. Primary proliferative polycythaemia - aetiology, pathology, clinical features, investigations.
55. Acute leukaemia - aetiology, pathology, clinical features, investigations.
56. Chronic myeloid leukaemia – cytogenetic and molecular aspects, aetiology, natural history- clinical features, investigations.
57. Chronic lymphocytic leukaemia - aetiology, pathology, clinical features, investigations.
58. Hodgkin`s disease - aetiology, pathology, clinical features, investigations.
59. Coagulation disorders–haemophilia A, haemophilia B, Von Willebrand`s disease-genetics, clinical features, investigations.
60. Platelet functional disorders, thrombocytopenia, idiopathic thrombocytopenic purpura – aetiology, pathology, clinical features, investigations.
61. Multiple myeloma - aetiology, pathology, clinical features, investigations; other causes of paraproteins.
62. Acromegaly, gigantism, short stature - aetiology, pathology, clinical features, investigations.

	FORM	Index: Fo 04.01.01-02
		Edition: P
	SYNOPSIS	Date: 03.09.2013 г.
		Page 4 of 4

63. Adult hypopituitarism - aetiology, pathology, clinical features, investigations.
64. Diabetes insipidus - aetiology, pathology, clinical features, investigations.
65. Hyperthyroidism – Grave`s disease, toxic multinodular goitre, toxic adenoma – aetiology, pathology, clinical features, investigations.
66. Hypothyroidism /congenital hypothyroidism, subclinical hypothyroidism,transient hypo-thyroidism,primary hypothyroidism/ - pathology,clinical features,investigations.
67. Goitrous hypothyroidism, simple goitre - aetiology, pathology, clinical features, investigations.
68. Hyperparathyroidism and hypercalcaemia - aetiology, pathology, clinical features, investigations.
69. Hypoparathyroidism and hypocalcaemia-aetiology, pathology, clinical features, investigations.
70. Cushing`s disease, Cushing`s syndrome – aetiology, pathology, clinical features, investigations.
71. Pheochromocytoma - aetiology, pathology, clinical features, investigations.
72. Addison`s disease – acute and chronic presentation- aetiology,pathology, clinical features, investigations.
73. Diabetes mellitus – aetiology, pathogenesis, pathophysiology.
74. Diabetes mellitus – clinical features, diagnosis.
75. Diabetes mellitus – acute complications - aetiology, clinical features, investigations.
76. Diabetes mellitus – long term complications - aetiology,pathology, clinical features, investigations.
77. Spontaneous hypoglycaemia – classification,clinical features, investigations.
78. Malnutrition and obesity - aetiology,pathology, clinical features, investigations.
79. Disorders of lipoprotein metabolism – hyperlipidaemias – pathology, clinical features, investigations.
80. Gout - aetiology, pathology, clinical features, investigations.
81. Rheumatoid arthritis - aetiology, pathology, clinical features, investigations.
82. Ankylosing spondylitis - aetiology, pathology, clinical features, investigations.
83. Osteoarthritis - aetiology, pathology, clinical features, investigations.

Head of the Department:
/Assoc. professor Tsinlikov/