


| | | |
|---|-------------------------|---------------------------|
|  | FORM | Index: FO - 04.01.01 - 02 |
| | | Issue: P - 02 |
| | PROGRAM OF STUDY | Date: 01.09.2014 |
| | | Page: 1 out of 5 pages |

MEDICAL UNIVERSITY - PLEVEN
FACULTY OF MEDICINE

PROPAEDEUTICS OF INTERNAL DISEASES

PROGRAM OF STUDY

IN

„ PROPAEDEUTICS OF INTERNAL DISEASES “


ENGLISH MEDIUM COURSE OF TRAINING

SPECIALTY OF MEDICINE

ACADEMIC DEGREE MASTER PROFESSIONAL QUALIFICATION

DOCTOR OF MEDICINE

| | | | |
|--|--|--|---------------------------------|
| Developed by: Запиши преподавателя | Approved by: Prof. A. Asparuhov, DSc | Endorsed by: Faculty Council | Copy № 1 |
| 1.09.2015 /date, signature/ | /date, signature/ | /date/ | Valid from: 1.09.2015 |

| | | |
|---|-------------------------|---------------------------|
|  | FORM | Index: FO - 04.01.01 - 02 |
| | | Issue: P - 02 |
| | PROGRAM OF STUDY | Date: 01.09.2014 |
| | | Page: 2 out of 5 pages |

According to the unified state requirements: compulsory education

According to the curriculum: compulsory education

Academic year : second and third academic year


Total number of hours: – 240 academic hours

Total credits: 12,5

.....


Medical University - Pleven
Department “Propaedeutics of internal medicine”
Winter semester 2019/2020– 2nd year students
Lectures (15 lectures X 3 h)

1. Introduction to the propaedeutics of internal medicine. History taking. Physical examination. (3h)
2. Diagnosis of the diseases. Sensorial methods of examination. Inspection. General considerations. Build of the patient. Examination of the head and neck. (3h)
3. Main symptoms and syndromes of lung diseases. Acute and chronic respiratory failure. (3h)
4. Inspection and palpation of the chest. Percussion of the lungs. (3h)
5. Auscultation and ancillary investigations of the lungs. (3h)
6. Chronic bronchitis. Bronchial asthma. Pulmonary emphysema. COPD. (3h)
7. Pneumonias. Pneumofibrosis. Abscess of the lung. Carcinoma of the lungs (3h)
8. Pulmonary thromboembolism. Pleurisy and pleural effusion. (3h)
9. Main symptoms and syndromes of heart diseases. Heart failure. Cardiogenic shock. (3h)
10. Examination of the arterial pulses. Inspection, palpation and percussion of the praecordium. Auscultation of the heart (3h)
11. ECG-normal and pathological images (arrhythmias, blocks, ischaemic heart disease, myocardial infarction etc.). Cardiac arrhythmias – ECG features. (3h)
12. Measurement of arterial pressure. Arterial hypertension – main symptoms, grades and stages of AH. (3h)
13. Atherosclerosis. Ischaemic heart disease. Angina pectoris. Myocardial infarction. (3h)
14. Rheumatic fever. Acquired valvular heart diseases. (3h)
15. Endocardites. Myocardites. Pericardites. (3h)

| | | |
|---|-------------------------|---------------------------|
|  | FORM | Index: FO - 04.01.01 - 02 |
| | | Issue: P - 02 |
| | PROGRAM OF STUDY | Date: 01.09.2014 |
| | | Page: 3 out of 5 pages |

Medical University - Pleven
Department "Propaedeutics of internal medicine"
Summer semester 2019/2020 - 3rd year students
Lectures
(15 lectures X 2 h)

1. Gastrointestinal tract and abdomen – common symptoms of gastrointestinal disease. Methods for examination. (2h)
 2. Diseases of the oesophagus, stomach, small intestine and colon – symptoms and syndromes. Methods of investigation. (2h)
 3. Methods for investigation of the liver, gallbladder and pancreas. Main symptoms and common diseases of the liver, gallbladder and pancreas. (2h)
 4. The kidney and urinary system – main symptoms and syndromes. Methods for examination. Acute and chronic renal failure. (2h)
 5. The kidney and urinary system – common diseases. Glomerulonephritis. Pyelonephritis. Kidney stone disease. (2h)
 6. The blood – red cells. Anaemias. (2h)
 7. The blood – white cells. Common diseases. (2h)
 8. The blood – haemostasis. Bleeding disorders. Examination of the spleen (2h)
 9. The endocrine system. Methods of investigation and common diseases of the pituitary gland, thyroid gland and parathyroid glands. (2h)
 10. Diseases of the suprarenal glands. Methods of investigation. Hyperglucocorticism. Hypoglucocorticism. (2h)
 11. The endocrine pancreas .Diabetes mellitus. Hypoglycemia. (2h)
 12. Metabolic disorders – obesity, gout, dyslipidaemias. (2h)
 13. Diseases of the joints and bones – methods of investigation. Osteoarthritis. (2h)
 14. Diseases of the connective tissue. Common diseases. Rheumatoid arthritis. (2h)
 15. Diseases of the connective tissue. Lupus erythematoses.(2h)
-

| | | |
|---|-------------------------|---------------------------|
|  | FORM | Index: FO - 04.01.01 - 02 |
| | PROGRAM OF STUDY | Issue: P - 02 |
| | | Date: 01.09.2014 |
| | | Page: 4 out of 5 pages |


Medical University - Plevan
Department "Propaedeutics of internal medicine"
Winter semester 2019/2020– 2nd year students
Practical Exercises
(30 classes x 3 h)

1. History taking – presenting complaint, present illness. (3h)
2. History taking – previous illness, menstrual and occupational history. (3h)
3. History taking – writing out the history. (3h)
4. General considerations (3h)
5. Examination of head and neck (3h)
6. Inspection and palpation of the chest (3h)
7. Percussion of the chest – technique and normal findings. (3h)
8. Percussion of the chest - pathological changes. (3h)
9. Auscultation of the lungs – technique and normal findings. (3h)
10. Auscultation of the lungs – pathological changes. (3h)
11. Chronic bronchitis and emphysema of the lungs. (3h)
12. Bronchial asthma (3h)
13. Pneumonias. (3h)
14. Pleurisy. Pleural effusion. (3h)
15. Revision of the physical examination of the respiratory system. Ancillary investigations. (3h)
16. Inspection and palpation of the praecordium. (3h)
17. Percussion of the heart - technique and normal findings. (3h)
18. Percussion of the heart - pathological changes. (3h)
19. Auscultation of the heart - technique and normal findings. (3h)
20. Auscultation of the heart - pathological changes of the sounds. (3h)
21. Auscultation of the heart – murmurs and changes of the rhythm. (3h)
22. Examination of the arterial pulses, venous puls, measurement of the blood pressure. (3h)
23. Examination of patients with disorders of the mitral valve. (3h)
24. Examination of patients with disorders of the aortic valve. (3h)
25. ECG-normal and pathological images. (3h)
26. Other ancillary investigations used in cardiology. (3h)
27. Coronary artery disease. Myocardial infarction. (3h).
28. Myocarditis. Pericarditis. (3h)
29. Revision of the examination of the cardio-vascular system. Presenting a case of a patient with cardio-vascular disease. (3h)
30. Revision of the physical examination of respiratory and cardio-vascular system. (3h)

Medical University - Plevan
Department "Propaedeutics of internal medicine"
Summer semester 2019/2020– 3rd year students
Exercises

(15x3 h & 15x2 h)

1. Examination of the cardio-vascular system – revision. (3h)
2. Examination of the cardio-vascular system – revision. (2h)
3. Examination of the abdomen – inspection, percussion, auscultation. (3h)
4. Methods for palpation of the abdomen . (2h)
5. Examination of the stomach and bowel. (3h)
6. Gastritis, colitis, cancer of the stomach and colorectal cancer. (2h)
7. Peptic ulcer disease. (3h)
8. Examination of the liver – inspection, percussion, auscultation. (2h)
9. Palpation of the liver. (3h)
10. Special techniques in the examination of the liver. Examination of the gallbladder. (2h)
11. Hepatitis. Cholelithiasis. (3h)

| | | |
|---|-------------------------|---------------------------|
|  | FORM | Index: FO - 04.01.01 - 02 |
| | | Issue: P - 02 |
| | PROGRAM OF STUDY | Date: 01.09.2014 |
| | | Page: 5 out of 5 pages |

- 12.Liver cirrhosis. (2h)
- 13.Examination of the pancreas. Pancreatitis. (3h)
- 14.Examination of the spleen. (2h)
- 15.Examination of the kidney and urinary system. (3h)
- 16.Glomerulonephritis and pyelonephritis. (2h)
- 17.Nephrolithiasis.Tumours of the kidney and urinary system. (3h)
- 18.Anaemias. (2h)
- 19.Leukaemias and lymphomas. (3h)
- 20.Bleeding disorders. (2h)
- 21.Examination of the endocrine glands. Diabetes insipidus. Acromegaly and gigantism. (3h)
- 22.Examination and diseases of the thyroid gland. (2h)
- 23.Examination of the endocrine glands. Diabetes mellitus. (3h)
- 24.Examination and diseases of the suprarenal glands. (2h)
- 25.Examination of the joints. (3h)
- 26.Rheumatoid arthritis. Osteoarthritis. (2h)
- 27.Connective tissue diseases. (3h)
- 28.Routine examination of the patient – revision (gastrointestinal system). (2h)
- 29.Routine examination of the patient – revision (kidneys and urinary system). (3h)
- 30.Routine examination of the patient – revision (endocrine system and joints). (2h)

March/2020

Prof. Maria Tzekova. MD, PhD, DSc